ShowStopper 10ft Square Tent (Thermal Imprint)

Item# **CANOPY ONLY:** 240601 thru 240608 / **STANDARD:** 240611 thru 240618 / **DELUXE:** 240621 thru 240628 / **PREMIUM:** 240631 thru 240638/ **QUICK SHIP:** STANDARD 240680 thru 240683 / DELUXE: 240690 thru 240693

IMPRINT LOCATION DIAGRAM:

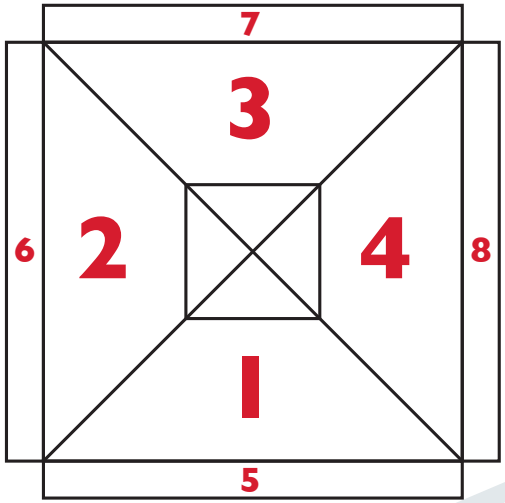

Only (1) imprint per location.

Any combination can be provided keeping in mind that: 1 location= either (1) peak imprint OR (1) valance imprint with a maximum of 8 locations as indicated above.

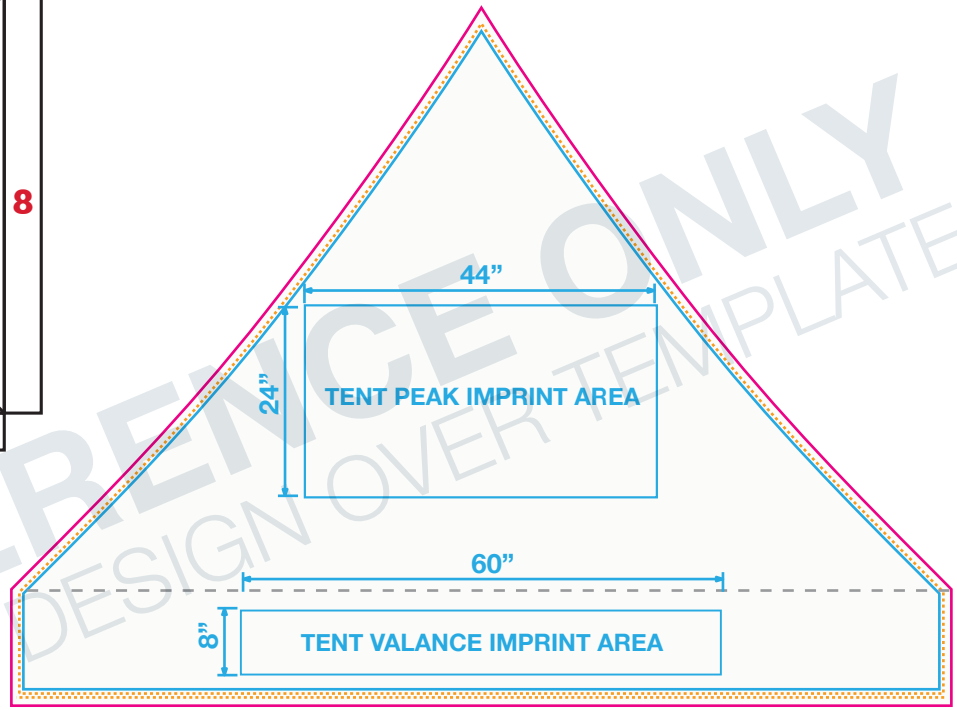

REFERENCE ONLY
DO NOT DESIGN OVER TEMPLATE

SCALE= .5”=1’-0”

FOR REFERENCE ONLY PLEASE USE FULL SIZE TEMPLATES ON PAGE 2 TO SET UP ARTWORK

- **All images must be embedded**
- **All fonts must be outlined.**

TEMPLATE KEY

- = BLEED AREA
- = FINISHED SIZE
- = SAFE AREA
- = STITCH LINE

BLEED AREA
N/A

Area of art that is used for finishing product. Background color/image should extend into this area.

FINISHED SIZE
SEE TEMPLATE

Area of art that is visible after finishing product. Background color/image should extend into the bleed area.

STITCH LINE
N/A

SAFE AREA

PEAK MAX:	VALANCE MAX:
44”W x 24”H	60”W x8”H

Recommended area to place artwork. Artwork within this area will be safe from variance in cut of finished edge /stitch line.

- **Vector art Required.**
- **Minimum 1/8” line thickness**
- **Font size: 1/4” (30pt) full size.**

Using PMS colors in your art is recommended but an exact match cannot be guaranteed.

ACCEPTABLE FILE FORMATS:

Vector lines **Vector image**

- Adobe Illustrator (.ai, .pdf, .eps)
- All Fonts Outlined
- Images Embedded
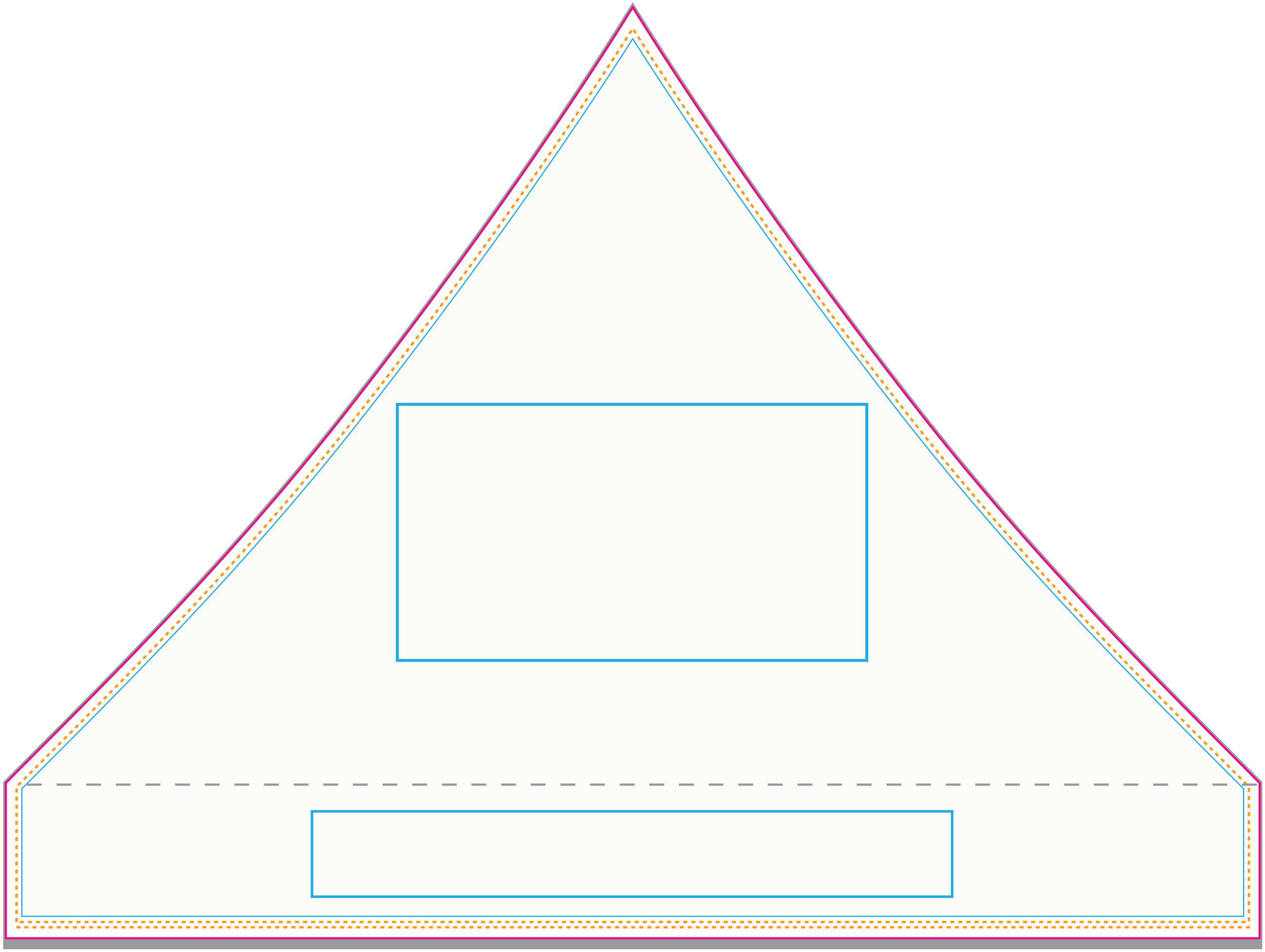
Updated: 11.07.12